

Feed back Report

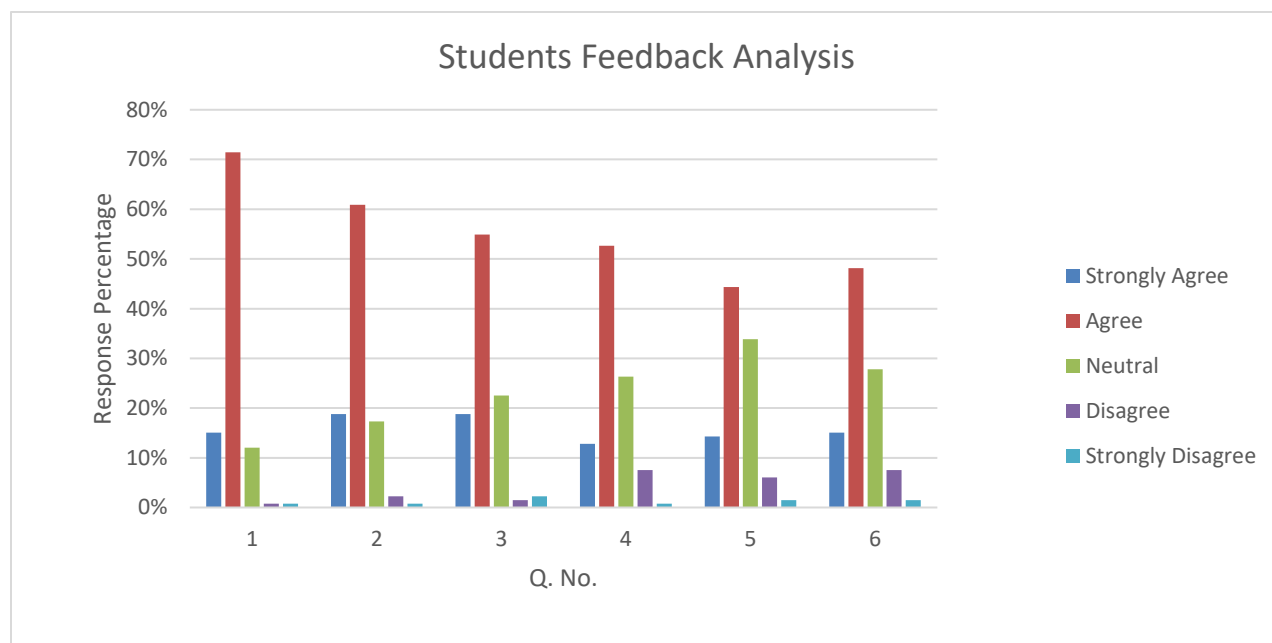
The IQAC of the Institution has designed and collected feed back from its stake holders to monitor and evaluate performance quality of curriculum. The feed back was collected from First year(20-21) students, teachers parents, alumnae and employers. The stake holders responded to the MS teams forms prepared for the purpose of collection of data.

The feed back Analysis is as follows:

I Students Feedback Analysis

Q.No.	Curriculum Evaluation Points	Response					Total
		Strongly Agree	Agree	Neutral	Disagree	Strongly Disagree	
1	Curriculum is updated in comparison with Mumbai University Curriculum	20	95	16	1	1	133
2	Curriculum content is relevant to contemporary knowledge	25	81	23	3	1	133
3	Curriculum is fulfilling your expectations for progress to higher education and jobs	25	73	30	2	3	133
4	Curriculum is helping in developing your personality	17	70	35	10	1	133
5	Curriculum helps you in life skills applied to daily life.	19	59	45	8	2	133
6	Skill based content is included in syllabus.	20	64	37	10	2	133

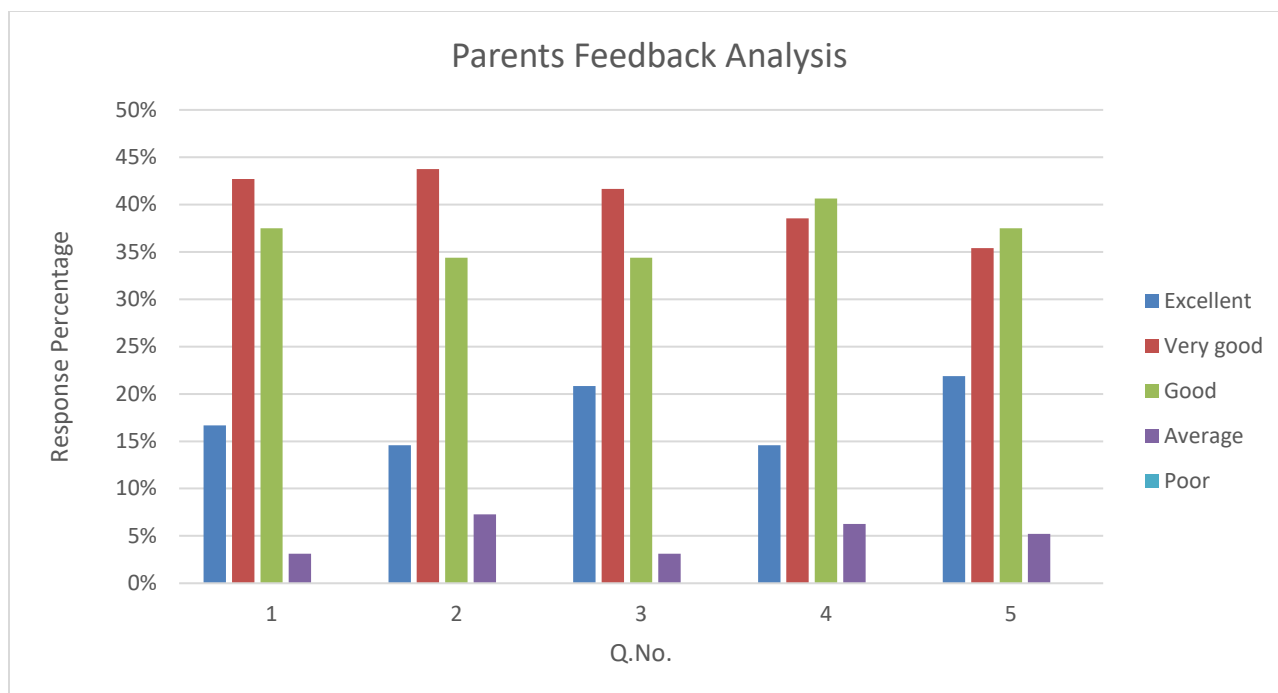
Q.No.	Curriculum Evaluation Points	Response					Total
		Strongly Agree	Agree	Neutral	Disagree	Strongly Disagree	
1	Curriculum is updated in comparison with Mumbai University Curriculum	15%	71%	12%	1%	1%	100%
2	Curriculum content is relevant to contemporary knowledge	19%	61%	17%	2%	1%	100%
3	Curriculum is fulfilling your expectations for progress to higher education and jobs	19%	55%	23%	2%	2%	100%
4	Curriculum is helping in developing your personality	13%	53%	26%	8%	1%	100%
5	Curriculum helps you in life skills applied to daily life.	14%	44%	34%	6%	2%	100%
6	Skill based content is included in syllabus.	15%	48%	28%	8%	2%	100%



II Parents Feedback Analysis

Q.No.	Curriculum Evaluation Points	Response					
		Excellent	Very good	Good	Average	Poor	Total
1	Rate the learning experience gained by your ward through curriculum.	16	41	36	3	0	96
2	Rate the competency of the curriculum with respect to employability	14	42	33	7	0	96
3	Rate the relevance of curriculum in respect of higher education.	20	40	33	3	0	96
4	Satisfaction level of curriculum design as per the requirement of the employability / higher learning	14	37	39	6	0	96
5	Rate the incorporation of recent changes of technology in the curriculum.	21	34	36	5	0	96

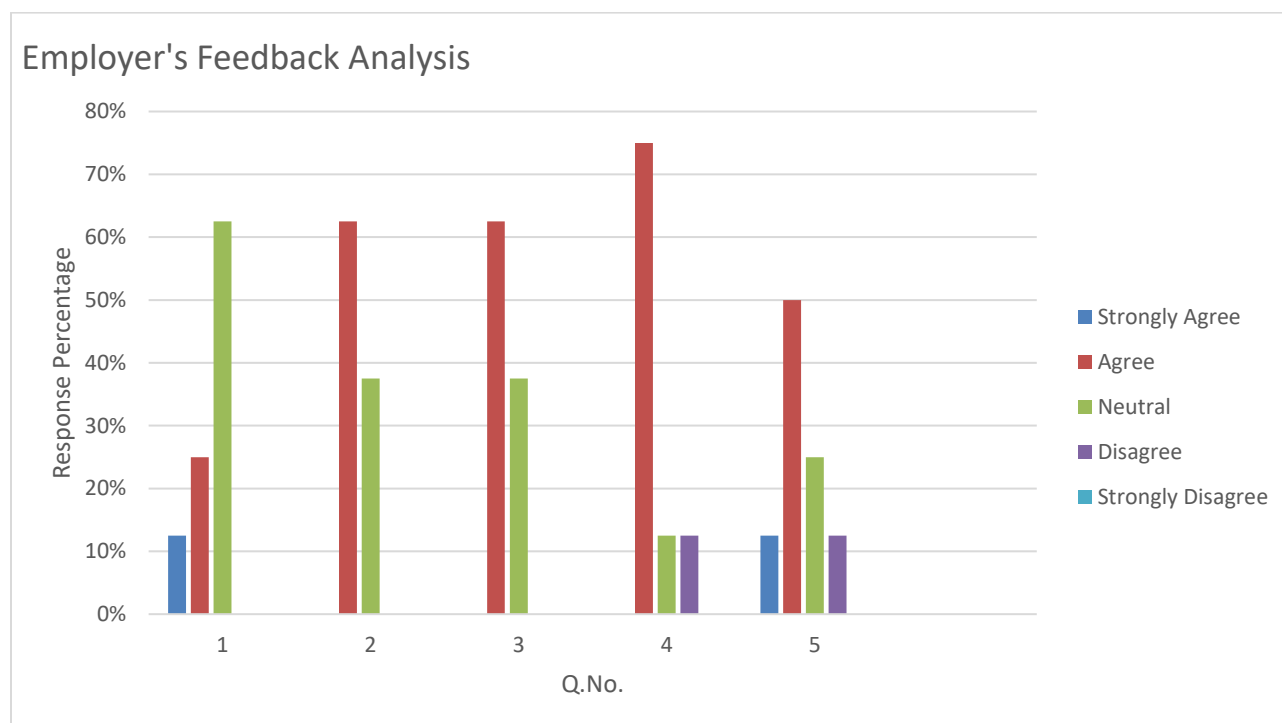
Q.No.	Curriculum Evaluation Points	Response				
		Excellent	Very good	Good	Average	Poor
1	Rate the learning experience gained by your ward through curriculum.	17%	43%	38%	3%	0%
2	Rate the competency of the curriculum with respect to employability	15%	44%	34%	7%	0%
3	Rate the relevance of curriculum in respect of higher education.	21%	42%	34%	3%	0%
4	Satisfaction level of curriculum design as per the requirement of the employability / higher learning	15%	39%	41%	6%	0%
5	Rate the incorporation of recent changes of technology in the curriculum.	22%	35%	38%	5%	0%



III Employer's Feedback Analysis

Q.No.	Curriculum Evaluation Points	Response					Total
		Strongly Agree	Agree	Neutral	Disagree	Strongly Disagree	
1	Curriculum is relevant for employability	1	2	5	0	0	8
2	Curriculum is effective in developing innovative thinking	0	5	3	0	0	8
3	Curriculum is effective in developing skill oriented human resources	0	5	3	0	0	8
4	Curriculum meets prerequisite and basic knowledge required for the industrial applications.	0	6	1	1	0	8
5	Is the curriculum relevant to higher education	1	4	2	1	0	8

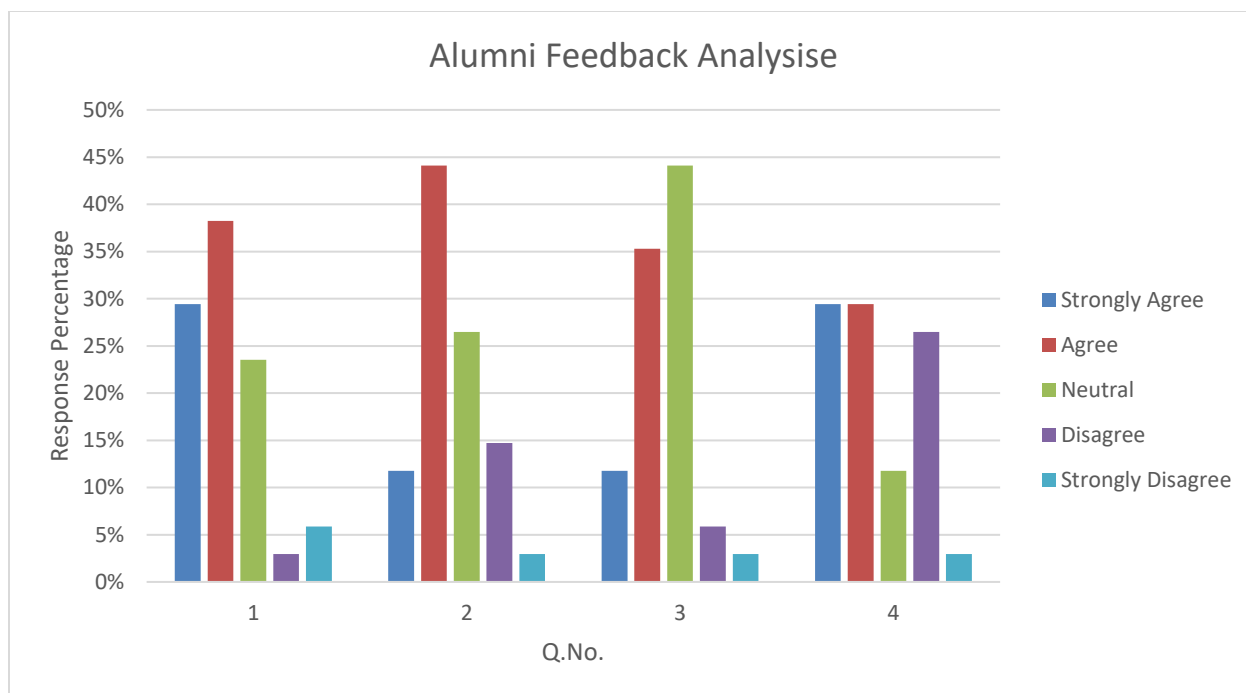
Q.No.	Curriculum Evaluation Points	Response				
		Strongly Agree	Agree	Neutral	Disagree	Strongly Disagree
1	Curriculum is relevant for employability	13%	25%	63%	0%	0%
2	Curriculum is effective in developing innovative thinking	0%	63%	38%	0%	0%
3	Curriculum is effective in developing skill oriented human resources	0%	63%	38%	0%	0%
4	Curriculum meets prerequisite and basic knowledge required for the industrial applications.	0%	75%	13%	13%	0%
5	Is the curriculum relevant to higher education	13%	50%	25%	13%	0%



IV Alumni Feedback Analysis

Q.No.	Curriculum Evaluation Points	Response					Total
		Strongly Agree	Agree	Neutral	Disagree	Strongly Disagree	
1	Usefulness of learning experience in career.	10	13	8	1	2	34
2	Electives offered in relation to the technological advancements.	4	15	9	5	1	34
3	The new courses (subjects) Introduced meet contemporary (existing) requirements.	4	12	15	2	1	34
4	Design of the courses (subjects) encourages /motivates extra learning or self learning.	10	10	4	9	1	34

Q.No.	Curriculum Evaluation Points	Response					Total
		Strongly Agree	Agree	Neutral	Disagree	Strongly Disagree	
1	Usefulness of learning experience in career.	29%	38%	24%	3%	6%	100%
2	Electives offered in relation to the technological advancements.	12%	44%	26%	15%	3%	100%
3	The new courses (subjects) Introduced meet contemporary (existing) requirements.	12%	35%	44%	6%	3%	100%
4	Design of the courses (subjects) encourages /motivates extra learning or self learning.	29%	29%	12%	26%	3%	100%



V Teacher's Feedback Analysis

Q.No.	Curriculum Evaluation Points	Response					Total
		Strongly Agree	Agree	Neutral	Disagree	Strongly Disagree	
1	Current syllabus is need based towards higher education and employability.	23	21	0	1	0	45
2	The learning objectives are clear and appropriate to the program	26	18	1	0	0	45
3	Program outcomes of the syllabi are well defined	29	15	1	0	0	45
4	There is provision to update the syllabus time to time	23	21	1	0	0	45
5	Program content fulfills the need of life skill development.	22	18	5	0	0	45

Q.No.	Curriculum Evaluation Points	Response					Total
		Strongly Agree	Agree	Neutral	Disagree	Strongly Disagree	
1	Current syllabus is need based towards higher education and employability.	51%	47%	0%	2%	0%	100%
2	The learning objectives are clear and appropriate to the program	58%	40%	2%	0%	0%	100%
3	Program outcomes of the syllabi are well defined	64%	33%	2%	0%	0%	100%
4	There is provision to update the syllabus time to time	51%	47%	2%	0%	0%	100%
5	Program content fulfills the need of life skill development.	49%	40%	11%	0%	0%	100%

